


BOX INSTRUCTIONS



STEP ONE:

Take the box out of your CCDL package and set on table. Unfold so box is completely flat.




STEP THREE:

While holding the panels upward, next fold the same panels inward, towards each other. The other panels will naturally come upwards with this motion.



STEP FIVE:

Fold the panels inward and tuck them into the box. The CCDL logo will be on the front of your box.



STEP TWO:

While box is flat. Take the two side panels and fold them upwards.




STEP FOUR:

While holding the panels grab the front panel closest to you and move it upwards.

STEP SIX:

Fold the remaining side flaps into the side of the box.



STEP SEVEN:

Use your folded boxes to send multiple cases to Classic Craft Dental Laboratory.



Classic★Craft
DENTAL LABORATORY