

# Classic★Craft<sup>®</sup>

DENTAL LABORATORY

Inspired by Nature. Perfect by Design.



- Indicated for posterior crowns & bridges
- >1200 mpa strength
- Medium translucency
- Light Chamfer prep with 1.5mm occlusal clearance
- Intaglio groove for better retention
- Pontic span up to 4 units
- Pre-shaded for predictable, consistent shades
- Polished after milling to remove micro ridges
- Lifetime warranty



**ZirLife™ AESTHETIC**  
FULL CONTOUR ZIRCONIA CROWN

- Indicated for anterior crowns & bridges
- 900 mpa strength
- High translucency
- Chamfer prep with RILA and 2mm occlusal clearance
- Intaglio groove for better retention
- Pontic span up to 2 units
- Pre-shaded multi-layered zirconia for gradient of shade
- Polished after milling to remove micro ridges
- Lifetime warranty



**IPS e.max®**

**PRESSED ANTERIOR**

- Superior anterior aesthetics
- 450 mpa strength
- Accurate, lifelike shades
- Shoulder margins with rounded internal line angles
- Single unit crowns, veneers, inlays, and onlays
- 97% clinical rating
- 96.8% survival rate

**MILLED POSTERIOR**

- Solid monolithic posterior
- 500 mpa strength
- Accurate, lifelike shades
- Shoulder margins with rounded internal line angles
- Single unit crowns, veneers, inlays, and onlays
- 97% clinical rating
- 96.8% survival rate





## PORCELAIN FUSED TO ZIRCONIA

Porcelain fused to zirconia crowns are a good choice for strength, durability, and aesthetics. We take e.max powder and combine it with zirconium oxide. The crowns are layered with the e.max until the restoration is complete to your patient's case specifications. PFZ crowns are designed using our CAD/CAM software for precision and are preferred for anterior teeth. They allow more light to pass through with medium to high translucency, allowing them to be more natural compared to metal-based crowns. Our specialized intaglio groove allows for better retention after seating.

- Up to 4 unit bridges
- Blocks out endo-treated teeth
- Medium-high translucency
- No grey halo at margin
- Intaglio groove for better retention
- Vita Classic and 3-D Master shade
- Conventional cement or bonding



PFZ



## FULL-CAST RESTORATIONS

- Standard for long-term durability of posterior crowns
- All alloys used meet the ADA specifications for either "noble" or "high noble"
- Yellow gold and white gold options for beautiful, rich color
- Exclusive use of Argen alloys
- Wide range of options for cost effective approach



## IVOCLAR CLASSIC PORCELAIN TO ARGEN METALS

P F M

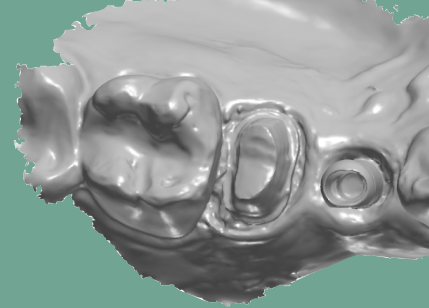
- Single unit to full round house bridges
- Porcelain is engineered to expand with the metal
- Medium translucency
- Porcelain butt margin available
- Dies are "dipped" for better retention
- Vita Classic and 3-D Master shade matching
- Conventional cement



Image courtesy of Dentsply Sirona, Inc.

# FREE SCAN BODIES

Classic Craft Dental Lab has partnered with Atlantis to provide free scan bodies for a wide selection of implant manufacturers. Scan bodies can be used on all digital platforms. Atlantis scan bodies create a seamless transfer of unique implant placement information to us for an unmatched custom abutment and aesthetic crown result.



Atlantis®  
Provided by Dentsply Sirona Implants



Image courtesy of Dentsply Sirona

## CUSTOM ABUTMENTS

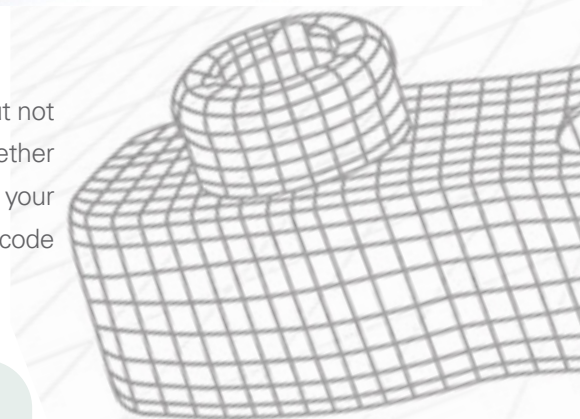
Classic Craft Dental Lab works with all custom abutment manufacturers including, but not limited to: Atlantis, Argen, Zimmer Biomet, Straumann, Nobel Biocare, and Vulcan. Together we produce abutments and implant crowns that meet or exceed the specifications of your treatment plan. We are also an Encode Empowered lab, which allows us to unlock Encode healing caps for abutment milling without using a third party.

### CUSTOM ABUTMENT FEATURES:

- Custom abutment partners assume all warranties for OEM implants
- Options include: titanium, gold hue titanium, zirconia, hybrid zirconia, and one piece, screw-retained on a ti-base

#### CUSTOM ABUTMENTS ARE THE BEST SOLUTION FOR:

- Difficult implant placement
- Enhanced tissue management
- Natural contours
- Screw-retained crowns
- Angle correction



#### OEM/STOCK ABUTMENTS ARE THE BEST SOLUTION FOR:

- Implants that are packaged with an abutment for cost savings
- Lesser known implant companies
- Restorations that don't require special needs for tooth or tissue management

## OEM - STOCK

(ORIGINAL EQUIPMENT MANUFACTURERS)

Classic Craft Dental Lab works with all FDA-approved implant manufacturers and each case we produce with an OEM or stock abutment comes with a soft tissue model and placement jig. If minor modifications are needed for better tooth and tissue contours, they are included in the implant fee. We will never substitute an OEM abutment without your approval and will always work with you to determine the best option for restoring the implant.

# IMPLANTS

Classic Craft Dental Lab now offers milled titanium or custom-cast bars for over dentures. We have partnered with Atlantis and Panthera to offer a unique variety of options for cases that are more complex in nature. Custom bars can be paired with a semi-fixed or fixed prosthesis as dictated by your treatment plan. Custom-cast locator and Hader bars are also available.



Atlantis®

Provided by Dentsply Sirona Implants



## CUSTOM-CAST BAR FEATURES:

- Solid titanium for increased strength
- Increased flexibility when addressing A-P spread issues
- Multiple attachment options
- Can be cast with engaging or non-engaging UCLA abutments

## CUSTOM-CAST BARS ARE THE BEST SOLUTION FOR:


- Increasing load distribution over multiple implants
- Correcting difficult implant angles
- Patient treatment plans requiring a semi-fixed prosthesis



DIAMART™  
*Domenico Cascione*  
BY  
DOMENICO CASCIONE, CDT







# DIGITAL DENTISTRY

Classic Craft Dental Lab accepts intraoral scans from clinicians using digital scanning systems that have the ability to utilize the open STL format for restorations. By eliminating inbound shipping and the need to create and digitize a model, you shorten turnaround time while saving money and resources. We offer a 5-day in-lab turnaround for all ZirLifeUSA™, ZirLife™ Aesthetic and Emax® CAD cases. We also include a discount on your invoice for each scanned case sent to our lab. Listed are instructions to add Classic Craft Dental as your preferred laboratory to send us a case.

## TRIOS/3SHAPE SCANNER



### FILE TRANSFER:

1. Register with 3Shape Communicate at [us.3shapecommunicate.com](http://us.3shapecommunicate.com) and go to "Connections" tab, "ADD CONNECTION." Search for Classic Craft Dental Laboratory and click "Connect." 2. Classic Craft Dental laboratory will notify you that we have accepted your request and will be added to your list of LABORATORIES. 3. Complete the scan and Rx form. Designate material type and special instructions. 4. Select "No Model" if you don't need a model. Models are an additional charge. 5. Select Classic Craft Dental Lab, then "Send File." Contact 3Shape Customer Service: 908.867.0144.

## CEREC SCANNER



### FILE TRANSFER:

1. Create an account on [Cerec-Connect.com](http://Cerec-Connect.com) and follow the prompts to activate your account. 2. Log into your account and select/search for Classic Craft Dental in the laboratory list. Check the box and click "ADD." 3. Classic Craft Dental Laboratory is now in your list of "My Favorite Laboratories." 4. Complete the scan and Rx form. Designate material type and special instructions. 5. Select "model-less" if you don't need a model. Models are an additional charge. 6. Select "Classic Craft Dental Laboratory" to be the file recipient. Contact Dentsply Customer Service: 844.848.0137.

## ITERO SCANNER



### FILE TRANSFER:

1. Sign into your Cadent iTero account and go to "FIND A LABORATORY" then click "ADD" Classic Craft Dental Laboratory to your scanner menu. 2. Complete the scan and Rx form. Designate material type and special instructions. 3. Select "No Model" if you don't need a model. Models are an additional charge. 4. Select Classic Craft Dental Laboratory and send file. Contact Align Customer Service: 800.577.8767.

## i500 SCANNER



### FILE TRANSFER:

1. Log in to [www.meditlink.com](http://www.meditlink.com) with the administrator account. 2. Go to Partners on the left menu. 3. Search for the lab that you wish to make a partnership with. 4. Locate the lab, and click the Request Partnership button. Check the partner's terms & conditions, and click the Confirm button. 5. You will see that the lab has been added to the Partners > My Partner List with the status reflected as Partnership Pending. The "Partnership Pending" status will be changed to "Partnership" when the lab accepts the request. Go to [Medit.com](http://Medit.com) help center to submit any questions or issues.

## CARESTREAM SCANNER



### FILE TRANSFER:

1. After scanning, return to patient chart and click "CS Connect" button for case submission. 2. Select Classic Craft Dental Laboratory and choose "Invite a Partner." 3. Classic Craft Dental Laboratory will accept your invitation, and you can then transfer the case file. After this initial scan, Classic Craft will be listed in the laboratory pull-down menu. If you have any issues adding us, you can also find us by searching online at [csdentalconnect.com](http://csdentalconnect.com) 4. Select "No Model" if you don't need a model. Models are an additional charge. 5. Add additional notes if desired. Then "send file." Contact Carestream Customer Service: 888.777.2072.

## E4D PLANSKAN SCANNER



### FILE TRANSFER:

1. Open patient file and navigate to the CAD/CAM module. Single left-click the desired restoration to highlight it. Click "DDX", then "Create a New Case." 2. On your scanner, select "Find a Lab" and search for Classic Craft Dental Laboratory and click "ADD." Complete requested information. 3. Classic Craft Dental Laboratory is now in your list of "My Labs." 4. Select "No Model" if you don't need a model. Models are an additional charge. 5. Click "Submit Case." Add additional notes if desired. Contact Planmecca Customer Service: 630.529.2300.



# DURACETAL™

COSMETIC APPLIANCES

DuraCetal® is a pure, highly crystalline acetal copolymer resin possessing high tensile and flexural strength, fatigue resistance, and hardness. These properties, when combined with its very low moisture absorption, make Myerson DuraCetal® an ideal, light weight alternative to cast metal partial denture frameworks. It is also indicated for clasps and unilateral partials. For patients that do not want a metal framework, DuraCetal® clasps and frameworks are the solution.

## BENEFITS OF DURACETAL®

- More rigid, flexible & comfortable than traditional metal frameworks
- Bacteria and stain resistant with no odor
- Better fit due to flex from "snap fit" feature
- Natural colors: Opaque Tooth Colored or Clear
- Snap-fit with excellent retention. No adjusting as clasps flex & return to original shape.
- Biocompatible, monomer free, and FDA approved
- Strong and durable
- Can be "added to" or repaired
- Can be adjusted with a carbide bur
- Excellent esthetics – looks natural in the mouth



## ◀ HYBRID PARTIALS

- Aesthetic clasp
- Metal framework on the lingual for stability
- Teeth can be added
- Available with acrylic saddles



## ◀ CAST PARTIALS

- All frameworks are Ni & Be free
- Metal framework on the lingual for stability
- Teeth can be added
- Acrylic saddle(s)
- Very durable

## ~ VALPLAST PARTIALS

- Comfortable and light
- Aesthetic - no metal show through
- Longevity - very durable





# DENTURES

As the demand for expert removable care continues to increase, so does the importance of partnering with a quality lab. Getting a denture can restore a smile and change a patient's way of life. We offer standard and premium full dentures, frameworks, over-denture milled bars, and all-on-4 multi-unit abutments with sleeves. We also offer a full line of removable services, such as denture repairs, adding teeth, and hard relines.



- Premium full dentures
- Standard full dentures
- Frameworks
- Over-denture milled bars
- All-on-4 multi-unit abutments with sleeves

## THE ART OF AN IMMEDIATE DENTURE





# SNORE APPLIANCES

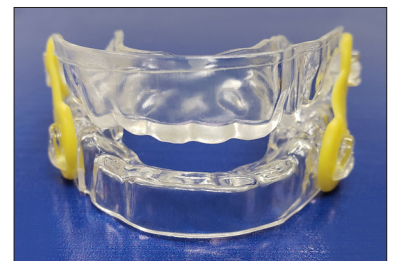
## DREAMTAP

The two-piece dreamTAP appliance is fully adjustable on a horizontal plane, providing dentists with the ability to locate the ideal mandibular position for their patient. This custom appliance is fabricated with separate upper and lower trays. The component utilizes an adjustable screw and hook which interfaces with a socket or bar to hold the mandible in the desired position. For most patients, dreamTAP is over 90% successful as an effective portable treatment.



## EMA

The Elastic Mandibular Advancement appliance is the smallest of our sleep appliances. This appliance opens the bite of your patient while advancing the mandible to increase the airway. The individual trays are constructed of 2mm vacuum form material and are joined with straps of varying lengths and flexibility. These straps provide lateral movement and comfort as well as dictate the amount of mandibular advancement. These straps are positioned between the teeth and cheek leaving the palate free from obstruction. Your patient can talk and drink water while wearing the EMA. It is free of metals and the elastic straps can easily be changed at the patient's convenience.



# MOUTHGUARDS

Night guards and bite splints can make a world of difference for your bruxing and grinding patients, alleviating pain and preventing further destruction of existing healthy dentition. Help your patients take a proactive step in protecting their existing healthy teeth by prescribing a custom-made night guard from Classic Craft Dental. All night guards and bite splints come with a storage case to help maintain original shape for superior fit and are constructed to your occlusal plane specifications on the upper or lower arch. Wire reinforcement or ball clasps can also be added for extra strength or retention.

## CLEAR COMFORT BITE SPLINT

The Clear Comfort Splint is a hard night guard fabricated from a modified composite material that is made to your prescribed bite plane. When placed in warm water before inserting in the mouth, it will self-adjust for the closest fit and increased patient comfort. Because it does not contain the methyl methacrylate found in other acrylic splints, patient allergy problems are eliminated. Chairside repairs can easily be made with cold-cure acrylics.



## CLASSIC COMFORT H/S™ BITE SPLINT

The Classic Comfort H/S™ Bite Splint is the most widely prescribed bite splint due to its comfort and fit. It is made of two layers: a 1mm soft polyurethane inner layer and a 3mm hard copolyester outer layer. The soft internal surface rests comfortably against the teeth and gums, while the hard occlusal surface provides durability and bonds with acrylic for easy modification. You can choose our standard feature with a flat occlusal plane and slight opposing cusp indentation or choose your specific bite plan needs. The bite splint is fabricated from ISO-certified ERKODENT® copolyester and polyurethane discs, which are BPA-free and non-allergenic, making it ideal for patients who are allergic to acrylics or metals.

## HARD ACRYLIC BITE SPLINT

Alleviate pain and tooth wear by prescribing a hard bite splint for your patients who grind and may be showing early signs of wear. Our hard bite splint is a vacuum formed Erkoform material that is carefully contoured to the opposing dentition to ensure consistent comfort and function. It is also lightweight and clear which should result in increased treatment acceptance and patient compliance. Each bite splint will come with a convenient storage case to maintain the bite splint's cleanliness, shape, and fit.





# NEW PARTNERS

## TOTAL QUALITY MANAGEMENT

Classic Craft Dental Laboratory uses only the finest materials to craft products with nature's design principles in mind. These design features include: emergence profile, interproximal relationships, smile contour, proper occlusion, translucency, and marginal integrity.

All of this adds up to shorter chair time and smiling patients. By using a TQM (Total Quality Management) approach to our system-based craft, we are able to deliver a predictable fit, finish, functionality, and aesthetic. Classic Craft's predictability gives you the comfort in knowing that every appliance you place from us will help you build a legacy practice and drive patient referrals. Call the Classic Craft technical representative in your area to receive your TQM experience today!

## WHAT WE NEED FROM YOU

We've developed systems which produce consistent restorations, delivered on time. The design of our restorations is dependent on what we receive from you. The following list ensures problem-free restorations designed to benefit your practice and patients.

### CLEAR MARGINS

It is important that we see the margins clearly, whether using an impression material or using a digital scanner.

### BITE REGISTRATION

We advise all our partners to include a bite registration with every case in order to understand your patient's anatomy. Take the bite registration and shade before numbing the patient. This technique will give the lab the best accuracy.

### CASE NOTES

To get the best aesthetic results, send a pre-op model and/or describe your treatment plan in detail.

### PHOTOS

Photos add clarity to a case and help us interpret your instructions. Send your photos to: [pics@classiccraftdental.com](mailto:pics@classiccraftdental.com)

### RUSH CASES

Call the lab at 877-552-7238 before you send your case. We'll preload your case into our system and give you an expected return date.

## WHAT YOU CAN EXPECT FROM US

We communicate with our partners as a part of the process. You will have a clear expectation of the completion of your case.

### PROGRESS NOTIFICATIONS

We send email notifications when your case is received and when it is ready to ship. The timeline is clear.

### WHEN YOU RECEIVE THAT FIRST EMAIL, START THE CLOCK

We will have your case finished within 10 in-lab working days or 15 in-lab working days for implants and abutments. We will have your ZirLifeUSA, ZirLife Aesthetic & Emax CAD cases, that don't require a model, finished in 5 in-lab working days.

Credit card must be on file to open an account.

### CUSTOMER SERVICE

We have a technical representative assigned to your account that can help you with any questions or needs.

You also have access to the laboratory to further assist you. Our toll-free number is 877-582-7238.

# Classic Craft<sup>®</sup> DENTAL LABORATORY

Inspired by Nature. Perfect by Design.

877.552.7238 Fax: 912.355.1007

2807 Roger Lacey Drive Ste. B, Savannah, GA 31404

[classiccraftdental.com](http://classiccraftdental.com)