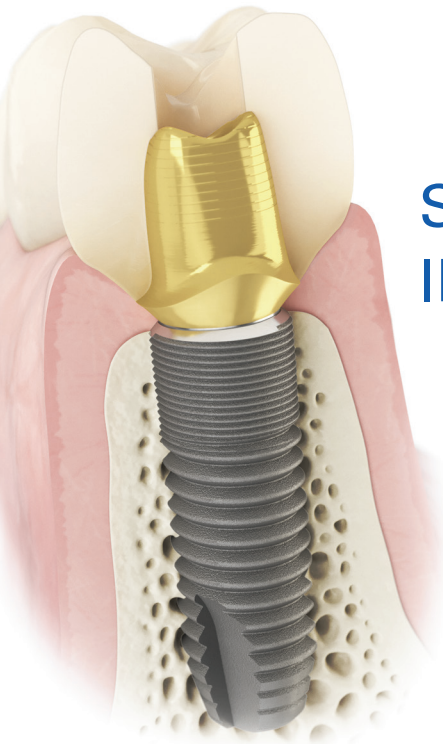


Inspired by Nature.  
Perfect by Design.



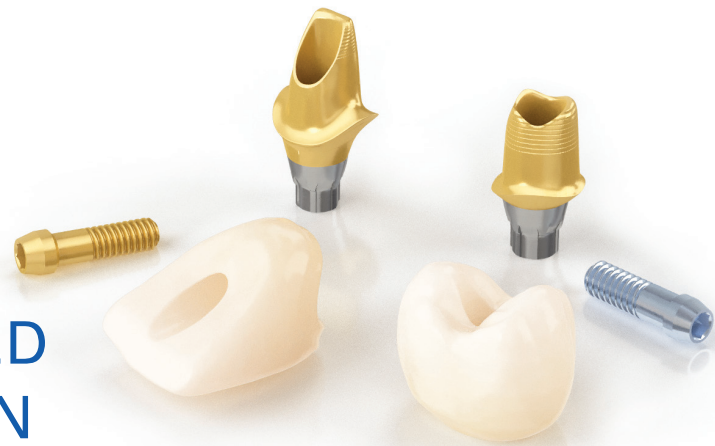
## SCREW-RETAINED IMPLANT CROWN

Screw-retained implant crowns require a one-piece assembly for seating. A small access hole on the crown is used to place the screw into the restoration, which will need to be filled with tooth colored composite after torquing into place.

### SCREW-RETAINED IMPLANTS ARE IDEAL FOR:

- A more predictable seating of the restoration
- Eliminating excess cement near tissue
- Easy accessibility to restoration for maintenance and future restorations

Images courtesy of Dentsply Sirona



## CEMENT-RETAINED IMPLANT CROWN

Cement-retained implant crowns require a two-piece assembly. First an abutment is torqued to the implant with a screw. The crown is then cemented on the abutment. This process has more cosmetic flexibility due to implant placement.

### CEMENT-RETAINED IMPLANTS ARE IDEAL FOR:

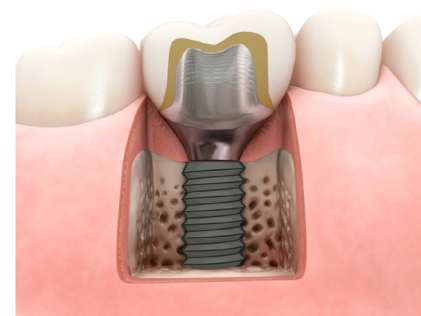
- High aesthetic cases and high translucent crown materials
- A flexibility in implant placement: ideal & non ideal
- Implant bridges with non-engaging platform connections
- A fully functional and intact occlusal table



Pre-fabricated solution



Images courtesy of Dentsply Sirona



Patient-specific solution

**Classic★Craft**  
DENTAL LABORATORY

877.552.7238 Fax: 912.355.1007 • classiccraftdental.com

©2020 CLASSIC CRAFT DENTAL LABORATORY

